

Plumbum metallicum

Pb

Hartlaub

Lead
The Metal


www.smithind.com



Effects of Lead Poisoning



- Absorption
- Sphere of action
 1. Nervous System
 2. GIT, Liver
 3. Kidney
 4. Extremities
 5. Blood, Soft tissue, Bone, Teeth,
Hair




Pathophysiology

1. Inorganic pb → Organic pb
2. Calcium transport , release of neuro- transmitters, Activation of protein kinase c.
3. Erythropoiesis
4. Proximal convoluted tubules sclerosed.
5. Multiple sclerosis & paralysis of extensor group.



Mind




- Slow of perception; intellectual sluggishness, gradually increasing apathy (in fevers, Phos. ac.).
- Weakness or loss of memory; unable to find the proper word (Anac., Lac c.).
- Mental depression. Fear of being assassinated.















- Constitution - Yellow shallow ash coloured body, dry withered extremities with loss of fat. Children are idiotic or epileptic.
- Temperament - Nervous, Bilious.
- Diathesis - uraemic, Gouty
- Thermal - Chilly



Eyes

Pupils contracted.

- Yellow.
- Optic nerve inflamed.
- Intraocular, suppurative inflammation.
- **Glaucoma**, especially if secondary to spinal lesion.
- Optic neuritis, central scotoma.
- Sudden loss of sight after fainting.




Face



- Pale and cachectic.
- Yellow, corpse-like; cheeks sunken.
- Skin of face greasy, shiny.
- Tremor of naso-labial muscles.



Mouth



- Gums swollen, pale; distinct **blue lines along margins of gums.**
- Tongue tremulous, red on margin.
- Cannot put it out, seems paralyzed.



Git



- Delirium alternating with colic.
- Excessive pain in abdomen, radiating to all parts of body.
- Contraction in oesophagus and stomach, pressure and tightness.
- Gastralgia.
- Constant vomiting.

Solids cannot be swallowed.




- Violent colic, sensation as if abdominal wall was drawn as if by a string to the spine.
- Intussusception, with colic and faecal vomiting; strangulated hernia, femoral, inguinal or umbilical.
- Excessive and rapid emaciation.



- Constipation : stools hard, lumpy, black like sheep-dung with urging and terrible pain from spasm of anus;
- obstructed evacuation from indurated faeces, dryness of the excretions, paralysis or muscular atony;
- Constipation during pregnancy; from impaction of faeces; when Platina fails.
- Anus drawn up with constriction



Heart



- Cardiac weakness.
- Pulse soft and small, dichrotic.
- camp-like constriction of peripheral arterieries
- Hypertension and arteriosclerosis



Nervous system



- Adapted to diseases from spinal origin (Phos., Pic. ac., Zinc.).
- Muscular atrophy from sclerosis of spinal system.
- Infantile paralysis.




- Epilepsy from cerebral sclerosis or tumours.
- The patient feels an almost paralytic heaviness of the legs before the attack and there is often paralysis and prolonged snoring after.
- Bell., Cic., Cup.acet., Cup.met., Agar., Artemisia and Alumina.



Urinary

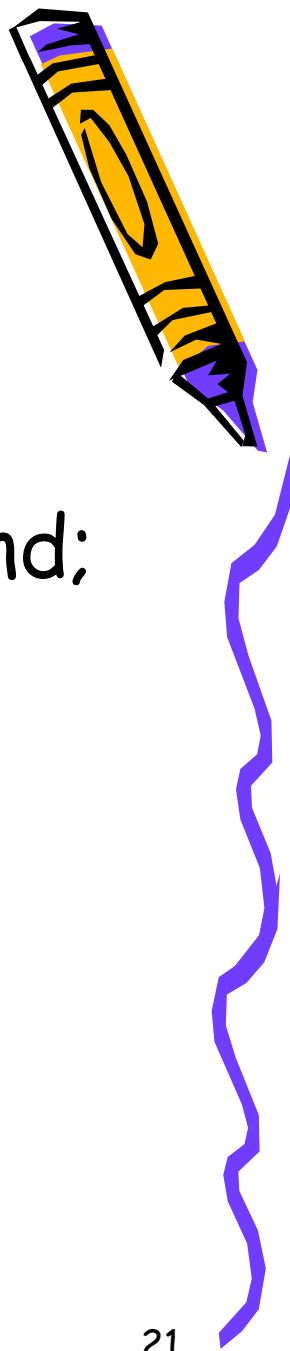
- Frequent, ineffectual tenesmus.
- Albuminous
- Chronic interstitial nephritis, with great pain in abdomen.
- Urine scanty.
- Tenesmus of bladder.

Emission drop by drop.



Female

- Feels a lack of room for foetus in uterus; inability of uterus to expand; threatening abortion.



- Vaginismus, with emaciation and constipation.
- Induration of mammary glands.
- Vulva and vagina hypersensitive.
- Stitches and burning pains in breasts.
[Apis.; Con.; Carb. an.; Sil.]
- Tendency to abortion.
- Menorrhagia with sensation of string pulling from abdomen to back.



Skin




- Yellow skins : dark brown "liver spots" in climacteric years; jaundice, the eyes, skin and urine yellow.
- Yellow, dark-brown liver spots.
- Jaundice.
- Dry.
- Dilated veins of forearms and legs.






Extremities



- Paralysis of single muscles.
 - Cannot raise or lift anything with the hand.
 - Extension is difficult.
 - Paralysis from overexertion of the extensor muscles in piano players.
- [Curare.]






- Pains in muscles of thighs; come in paroxysm. Wrist-drop.
- Cramps in calves.
- pain in atrophied limbs




Modalities



- Aggravation -- At night (pains in limbs), motion
- Amelioration - Rubbing, hard pressure, physical exertion.



Relations



- Compare : Alum., Plat., Op. in colic; Pod. in retraction of navel; Nux in strangulated hernia.
- Pod. the vegetable analogue.
- The bad effects of Plumbum are antidoted by Alum., Petr., Plat., Sulph. ac., Zinc.



Thank You!

